

# GRADES 7 & 8 | - |

Sixth Grade Parent Coffee

Colin Bridgewater, Middle School Technology Coordinator

29 April 2019

# POSITIVE IMPACT OF HAVING A LAPTOP AT HOME

- encourages independence - student is “in charge” of his / her own education
- encourages communication - teachers do often check email after-hours to respond to student queries; online discussions allow communication to extend beyond class block
- resources are always available: no fighting with siblings or parents to do research or work on a project; there are no worries about compatibility: applications used to start work in school will always be available at home
- encourages creativity - kids will often go beyond or in a different direction from what they are learning in school to create new types of content

# CHALLENGES TO BE FACED FROM HAVING A LAPTOP AT HOME

- Unkind behavior is sometimes easier when you can't see your victim
- the internet can provide access to content not appropriate for middle school students
- time management is a skill that needs to be learned

# TEACHING STUDENTS SKILLS FOR OUTSIDE THE CLASSROOM

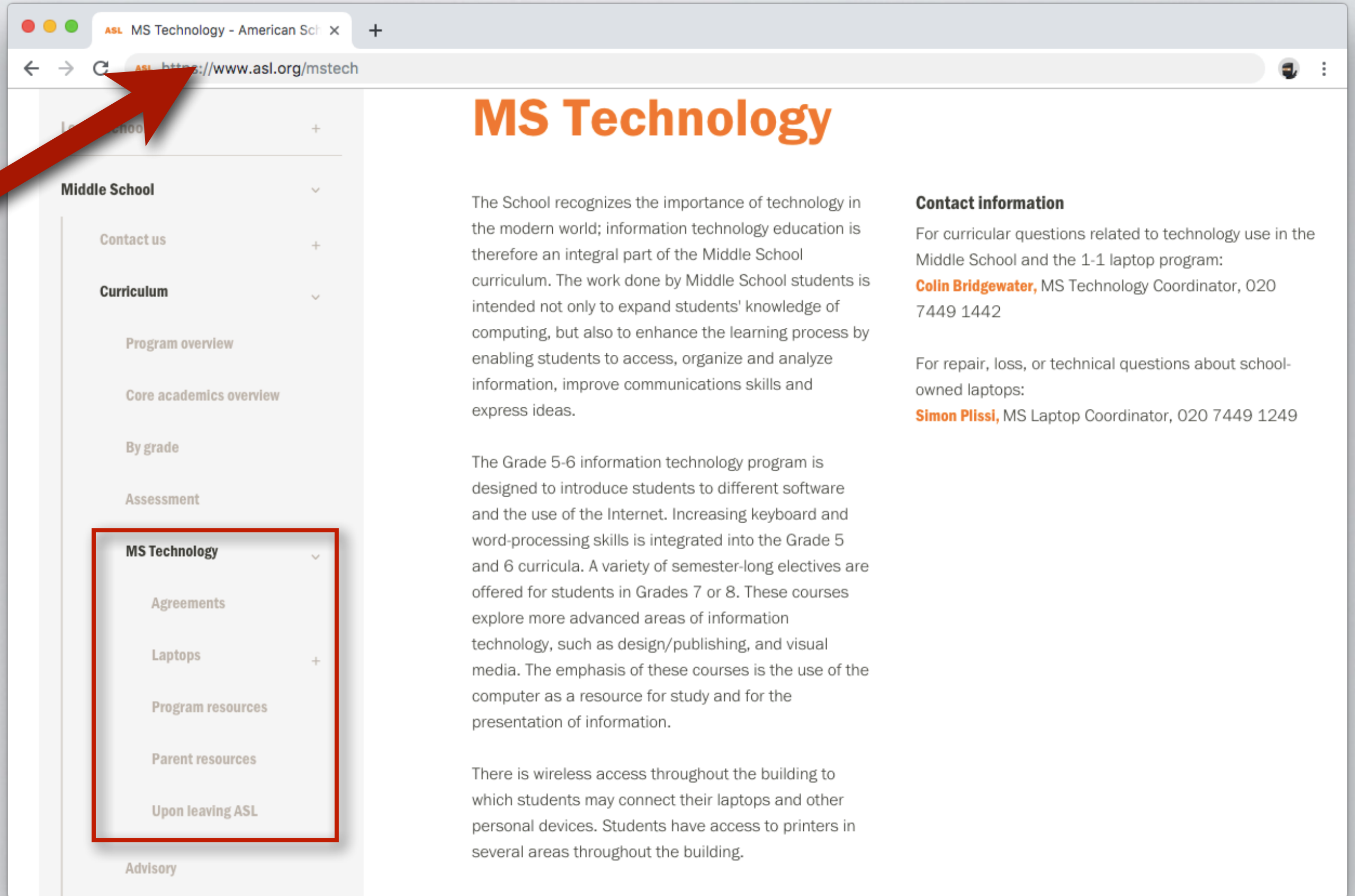
- Time given to write all assignments down in Homework Diary; students are encouraged to plan out their week, taking into account other activities.
- Long-term projects are often broken down into chunks.
- Good time management / focus skills are modeled in class (restriction on checking email / social media during work time); this is backed-up with research-based mini lessons in advisory.
- Rescue Time is installed on laptops to allow student access to objective data about their laptop use.
- Digital Citizenship is taught in 5th, 6th, 7th ,and 8th grade advisories. Health classes also focus on internet safety and the importance of being an upstander.

# WHAT WILL BE USEFUL AT HOME?

- As with everything you teach your children, begin to talk about the issues before they become problems (alcohol, smoking, curfew, TV time, internet use, time spent on laptop)
- Humans learn from their experiences, even negative ones
- Supervision is the key, especially at first.
- It's easier to be strict at first and then give more freedom than it is to try to tighten the reins later
- Provide clear, objective guidelines and consequences; consider a family Technology Agreement
- Qustodio can be installed on request.

# OTHER RESOURCES

[http://  
www.asl.org/  
mstech](http://www.asl.org/mstech)



The screenshot shows a web browser window with the address bar displaying <https://www.asl.org/mstech>. A large red arrow points from the URL text on the left to the address bar. The website has a sidebar menu on the left with the following items: Middle School, Contact us, Curriculum, Program overview, Core academics overview, By grade, Assessment, MS Technology (highlighted with a red box), and Advisory. The MS Technology menu is expanded, showing sub-items: Agreements, Laptops, Program resources, Parent resources, and Upon leaving ASL. The main content area has the title "MS Technology" in orange. Below the title, there are two paragraphs of text. The first paragraph discusses the importance of technology in the modern world and the Middle School curriculum. The second paragraph discusses the Grade 5-6 information technology program. To the right of the main content, there is a "Contact information" section with two paragraphs of text.

## MS Technology

The School recognizes the importance of technology in the modern world; information technology education is therefore an integral part of the Middle School curriculum. The work done by Middle School students is intended not only to expand students' knowledge of computing, but also to enhance the learning process by enabling students to access, organize and analyze information, improve communications skills and express ideas.

The Grade 5-6 information technology program is designed to introduce students to different software and the use of the Internet. Increasing keyboard and word-processing skills is integrated into the Grade 5 and 6 curricula. A variety of semester-long electives are offered for students in Grades 7 or 8. These courses explore more advanced areas of information technology, such as design/publishing, and visual media. The emphasis of these courses is the use of the computer as a resource for study and for the presentation of information.

There is wireless access throughout the building to which students may connect their laptops and other personal devices. Students have access to printers in several areas throughout the building.

### Contact information

For curricular questions related to technology use in the Middle School and the 1-1 laptop program:  
**Colin Bridgewater**, MS Technology Coordinator, 020 7449 1442

For repair, loss, or technical questions about school-owned laptops:  
**Simon Plissi**, MS Laptop Coordinator, 020 7449 1249

# OTHER RESOURCES

The screenshot shows a web browser window with the URL <https://www.asl.org/program/middle-school/curriculum/technology/laptops>. The page has a sidebar on the left with a navigation menu. The main content area is titled "Laptops" in large orange text. Below the title are three tabs: "Overview" (selected), "Grade 5&6 FAQs", and "Grade 7&8 FAQs". The "Overview" tab contains two paragraphs of text and a section titled "Why a 1-1 laptop program?" with a bulleted list of five points.

**Lower School** +

**Middle School** v

**Contact us** +

**Curriculum** v

Program overview

Core academics overview

By grade

Assessment

**MS Technology** v

Agreements

**Laptops** v

Laptop rollout 2018-19

Program resources

Parent resources

Upon leaving ASL

## Laptops

**Overview**   **Grade 5&6 FAQs**   **Grade 7&8 FAQs**

Students in Grades 5 and 6 are issued a school-owned Apple laptop to use within the grounds of the school. Grade 5 and 6 laptops do not go home. Students in Grades 7 and 8 are issued a school-owned Apple laptop in the fall to use in school and at home; they are responsible for that laptop until they return it at the end of the academic year. Students are able to print in school, but Grade 7 and 8 students are encouraged to print most of their work at home; the laptops will connect to most home printers without the need for any additional software. Grade 7 and 8 students are given one charger which should be left at home so that the laptop can be charged each night.

**Why a 1-1 laptop program?**

A 1-1 laptop program:

- Allows teachers to follow best practice; assignments and projects can be designed and implemented within in the framework of the curriculum, not based on whether a lab is available or whether a particular piece of software is installed on home computers.
- Encourages more individualized learning; lessons are student-centered. Since students don't have to share resources when brainstorming, researching, writing, editing, and publishing using their laptop, students are free to explore a variety of directions without being restricted by the interests and ability levels of their peers.
- Allows for more communication and in greater detail (student-to-student, as well as student-to-teacher). With the various resources provided on campus, students can interact with each other and their teachers in and out of class in discussion forums, wikis, blogs, and emails. Person-to-person interaction is still of primary importance, but online communication enhances it.
- Allows learning to continue after the class block is over. All students learn at different paces, and some need more than the allotted class time to digest or respond to what they are learning. Others are so interested in a topic that they don't want to stop researching or discussing when class is over. Having access to their own

# OTHER RESOURCES

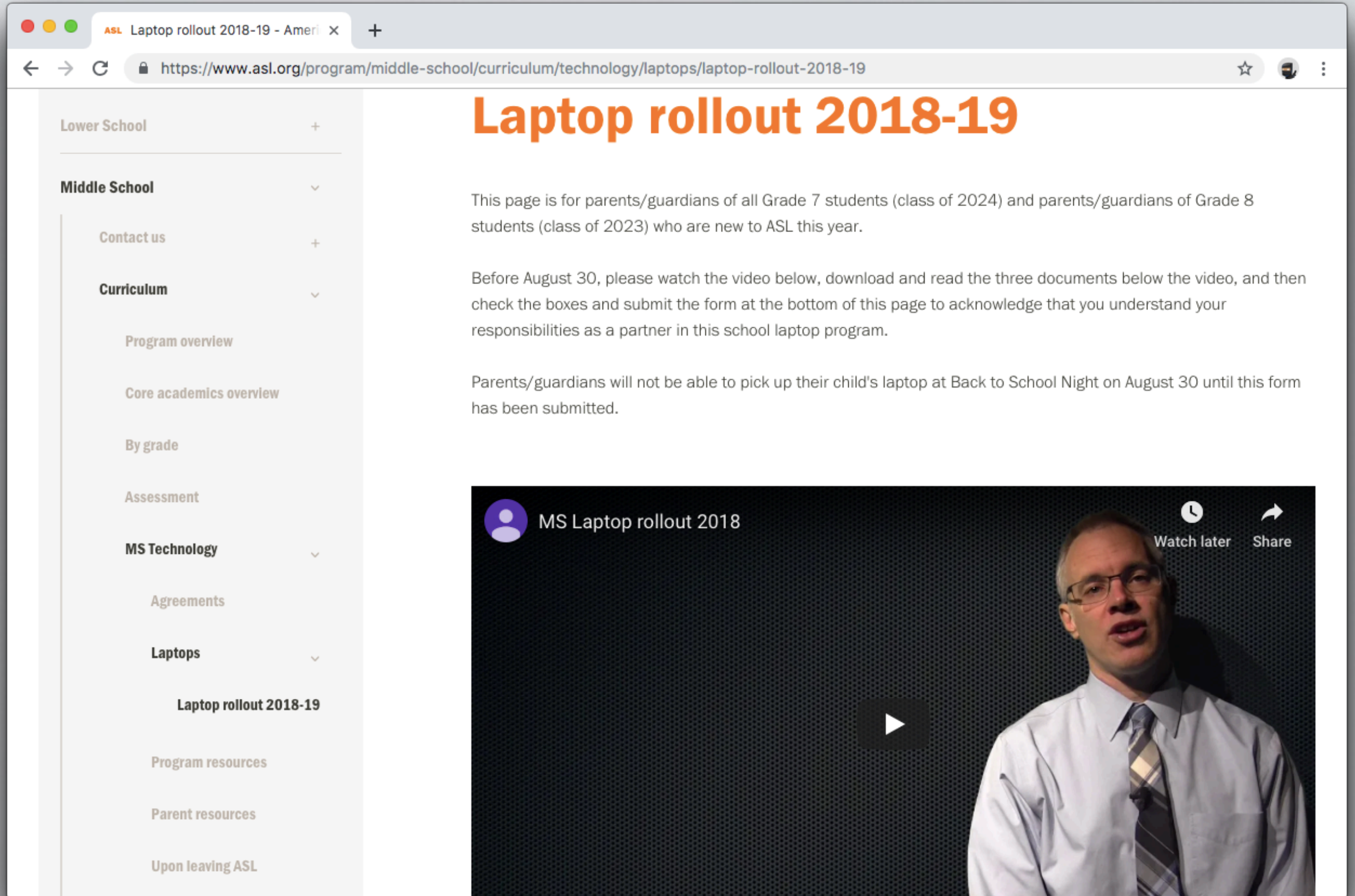
The screenshot shows a web browser window with the URL <https://www.asl.org/program/middle-school/curriculum/technology/laptops>. The page title is "Laptops". The left sidebar contains a navigation menu with the following items: "Lower School", "Middle School", "Contact us", "Curriculum", "Program overview", "Core academics overview", "By grade", "Assessment", "MS Technology", "Agreements", "Laptops", "Laptop rollout 2018-19", "Program resources", "Parent resources", and "Upon leaving ASL". The main content area is titled "Laptops" and features three tabs: "Overview", "Grade 5&6 FAQs", and "Grade 7&8 FAQs". The "Grade 7&8 FAQs" tab is selected, displaying a list of ten questions, each preceded by a right-pointing triangle icon.

**Laptops**

**Overview**   **Grade 5&6 FAQs**   **Grade 7&8 FAQs**

- ▶ **What is in the package?**
- ▶ **What if I already have a Mac or Windows computer at home?**
- ▶ **Do I have a choice in participating?**
- ▶ **How does a family pay for the laptop?**
- ▶ **Why school-owned, rather than student-owned laptops?**
- ▶ **Will the laptops be used every day in every class?**
- ▶ **What software will be on the laptop?**
- ▶ **Can students install their own software?**
- ▶ **What about free software that can be downloaded from the Internet?**
- ▶ **What happens if the laptop is stolen or damaged?**

# OTHER RESOURCES



The screenshot shows a web browser window with the URL <https://www.asl.org/program/middle-school/curriculum/technology/laptops/laptop-rollout-2018-19>. The page features a left sidebar with a navigation menu and a main content area. The sidebar menu includes 'Lower School', 'Middle School' (expanded), 'Contact us', 'Curriculum' (expanded), 'Program overview', 'Core academics overview', 'By grade', 'Assessment', 'MS Technology' (expanded), 'Agreements', 'Laptops' (expanded), 'Laptop rollout 2018-19' (selected), 'Program resources', 'Parent resources', and 'Upon leaving ASL'. The main content area has a title 'Laptop rollout 2018-19' in orange, followed by two paragraphs of text and a video player. The video player shows a man in a white shirt and tie speaking, with the title 'MS Laptop rollout 2018' and 'Watch later' and 'Share' buttons.

ASL Laptop rollout 2018-19 - Ameri x +

← → ↺ 🔒 <https://www.asl.org/program/middle-school/curriculum/technology/laptops/laptop-rollout-2018-19> ☆ 🗂 ⋮

Lower School +

Middle School ▾

Contact us +

Curriculum ▾

Program overview

Core academics overview

By grade

Assessment

MS Technology ▾

Agreements

Laptops ▾

Laptop rollout 2018-19

Program resources

Parent resources

Upon leaving ASL

## Laptop rollout 2018-19

This page is for parents/guardians of all Grade 7 students (class of 2024) and parents/guardians of Grade 8 students (class of 2023) who are new to ASL this year.

Before August 30, please watch the video below, download and read the three documents below the video, and then check the boxes and submit the form at the bottom of this page to acknowledge that you understand your responsibilities as a partner in this school laptop program.

Parents/guardians will not be able to pick up their child's laptop at Back to School Night on August 30 until this form has been submitted.

MS Laptop rollout 2018

Watch later Share

# OTHER RESOURCES

ASL Program resources - American

+

← → ↺

https://www.asl.org/program/middle-school/curriculum/technology/program-resources

☆ 👤 ⋮

Lower School

+

Middle School

▼

Contact us

+

Curriculum

▼

Program overview

Core academics overview

By grade

Assessment

MS Technology

▼

Agreements

Laptops

+

Program resources

Parent resources

Upon leaving ASL

Advisory

Program resources

Glossary of terms

Passwords

Password FAQs

The following will help to explain some of the terms parents might hear students and faculty using when talking about technology at ASL.

▶

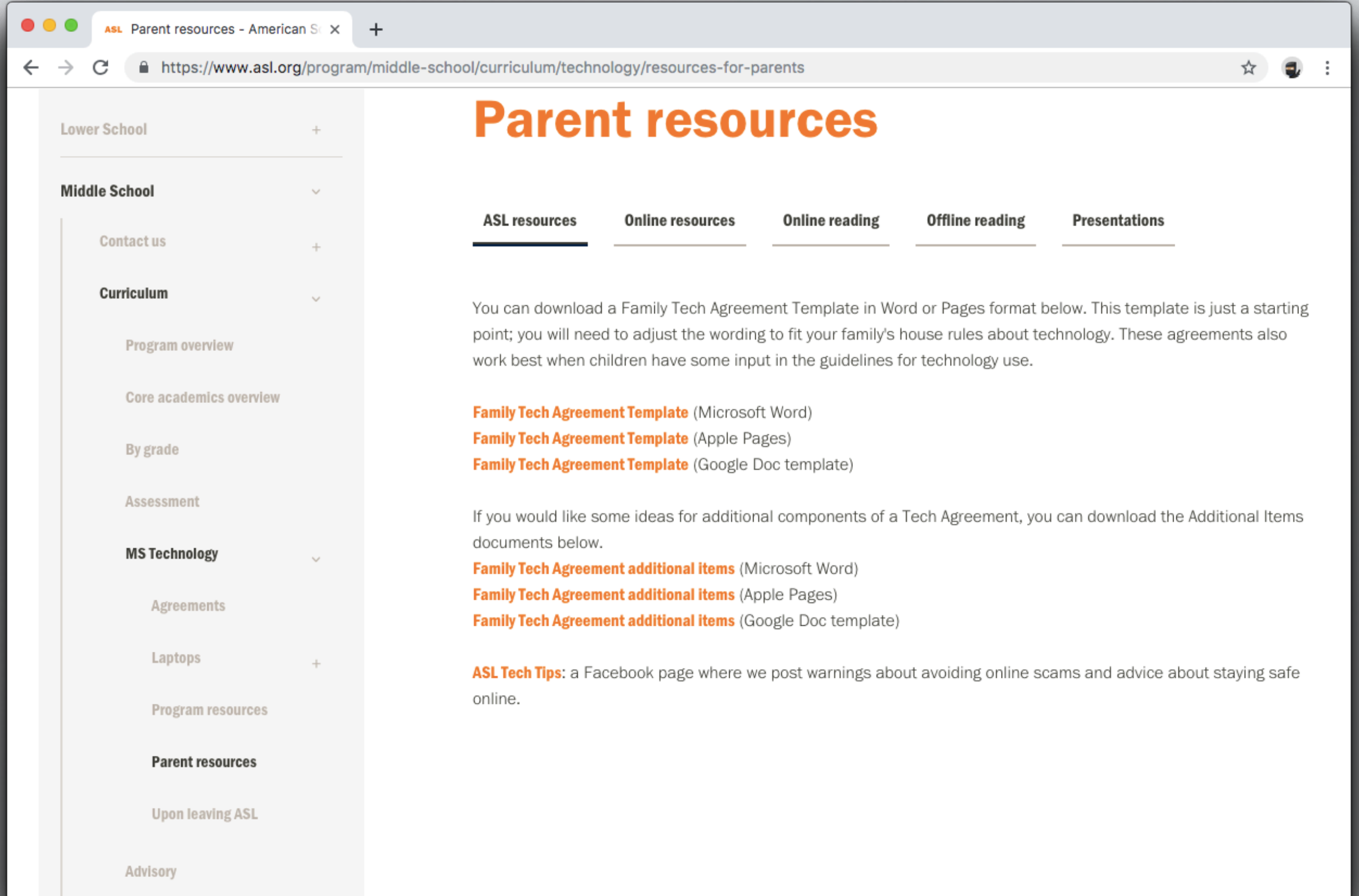
ASL sites

▼

General laptop terms

Finder	The user environment in Apple's operating system that allows users to navigate to files and folders as well as launch applications.
Apple menu	A selection of system options accessed by clicking on the Apple logo in the upper left-hand corner of the Finder.
Spinning beach ball	When an application or the system takes longer than a few seconds to process a command or operation, a Spinning Beach Ball will appear to indicate that the system is processing. A spinning beach ball that appears for more than 30 seconds often means that the user needs to Force Quit the application that is experiencing the problem.
Force quit	A command to force an application to quit when it has stopped responding to normal

# OTHER RESOURCES



The screenshot shows a web browser window with the ASL logo and the text "Parent resources - American Sign Language". The address bar shows the URL "https://www.asl.org/program/middle-school/curriculum/technology/resources-for-parents". The page has a sidebar on the left with a menu. The main content area has a title "Parent resources" and five tabs: "ASL resources", "Online resources", "Online reading", "Offline reading", and "Presentations". The "ASL resources" tab is selected. The content under this tab includes a paragraph about downloading a Family Tech Agreement Template, three links for the template in different formats (Microsoft Word, Apple Pages, Google Doc template), a paragraph about downloading additional items, three links for additional items in different formats, and a link to the ASL Tech Tips Facebook page.

Lower School +

Middle School v

Contact us +

Curriculum v

Program overview

Core academics overview

By grade

Assessment

MS Technology v

Agreements

Laptops +

Program resources

Parent resources

Upon leaving ASL

Advisory

## Parent resources

**ASL resources** Online resources Online reading Offline reading Presentations

You can download a Family Tech Agreement Template in Word or Pages format below. This template is just a starting point; you will need to adjust the wording to fit your family's house rules about technology. These agreements also work best when children have some input in the guidelines for technology use.

**Family Tech Agreement Template** (Microsoft Word)  
**Family Tech Agreement Template** (Apple Pages)  
**Family Tech Agreement Template** (Google Doc template)

If you would like some ideas for additional components of a Tech Agreement, you can download the Additional Items documents below.

**Family Tech Agreement additional items** (Microsoft Word)  
**Family Tech Agreement additional items** (Apple Pages)  
**Family Tech Agreement additional items** (Google Doc template)

**ASL Tech Tips:** a Facebook page where we post warnings about avoiding online scams and advice about staying safe online.

# OTHER RESOURCES

The screenshot shows a web browser window with the URL <https://www.asl.org/program/middle-school/curriculum/technology/resources-for-parents>. The page title is "Parent resources". The sidebar on the left contains a navigation menu with the following items: "Lower School" (expanded), "Middle School" (collapsed), "Contact us", "Curriculum" (collapsed), "Program overview", "Core academics overview", "By grade", "Assessment", "MS Technology" (collapsed), "Agreements", "Laptops", "Program resources", "Parent resources" (selected), "Upon leaving ASL", and "Advisory". The main content area has five tabs: "ASL resources", "Online resources", "Online reading", "Offline reading", and "Presentations" (selected). The content under the "Presentations" tab is organized into three sections: "Middle School Parent Technology Session (October 23, 2018)", "Introduction to the Grade 7 Laptop Program for Grade 6 Parents (May 2, 2018)", and "Middle School Parent Social Media Sessions (March 2, 2016)". Each section contains a list of resources, primarily "Keynote Presentation" files in PDF format, with instructions to right-click or ctrl-click to download. The bottom of the page shows the URL <https://www.asl.org/program/middle-school/curriculum/technology/resources-for-parents#fs-panel-7323>.

ASL Parent resources - American Sign Language

https://www.asl.org/program/middle-school/curriculum/technology/resources-for-parents

## Parent resources

ASL resources   Online resources   Online reading   Offline reading   **Presentations**

Middle School Parent Technology Session (*October 23, 2018*)

- Keynote Presentation** (5.5 MB .pdf format)  
(right-click or ctrl-click this link to download this file rather than view it in the browser)

Introduction to the Grade 7 Laptop Program for Grade 6 Parents (*May 2, 2018*)

- Keynote Presentation** (1.9 MB .pdf format)  
(right-click or ctrl-click this link to download this file rather than view it in the browser)

Middle School Parent Social Media Sessions (*March 2, 2016*)

- Keynote Presentation** (5 MB .pdf format)  
(right-click or ctrl-click this link to download this file rather than view it in the browser)
- Video of the session** (49 minutes)

Middle School Parent Social Media Session - Part II (*March 16, 2016*)

- Keynote Presentation** (1 MB .pdf format)  
(right-click or ctrl-click this link to download this file rather than view it in the browser)

https://www.asl.org/program/middle-school/curriculum/technology/resources-for-parents#fs-panel-7323

# SUPPORT NEXT YEAR

## **August 29**

Back to School Night: Parents are the first ones to take the laptops home

## **Early-Mid October**

Grade 5-8 parent session on managing tech in the home

## **Thursday and Friday, October 24-25**

Drop in Q & A / hands-on help during Fall Parent Conference Time

# WHAT NEXT?

- If you haven't already done so, begin to talk to your child about expectations and limits of technology use in your home
- Apply the same guidelines for technology use as for other house rules
- When questions arise, don't hesitate to contact your child's teacher or the middle school technology coordinator

Colin Bridgewater: 020 7449 1442 ([colin\\_bridgewater@asl.org](mailto:colin_bridgewater@asl.org))